

# Sierra Grande School District



**Chris Whetzel**

Superintendent

**Sierra Grande School**

17523 Hwy. 160

Blanca, Colorado 81123

**This page left blank intentionally**



# School Accountability Report

December 2007

## Sierra Grande School District

OFFICE OF SUPERINTENDENT

Sierra Grande School District

Chris Whetzel, Superintendent

### Report to the Public

December 2008

#### Inside this issue:

District Beliefs	2
Principal Mes-	3
Accreditation	5
CO ACT	6
District Funding	8
CSAP Data	9
District Goals	10

The Sierra Grande School District is an outstanding place to learn, work, and make friends. Employees are caring and work hard to do their best for the children of Fort Garland and Blanca. Our staff is comprised of a healthy blend of proven veterans and new staff who have brought innovative ideas from other schools. Our children are taught, fed, and transported by friendly, competent, and committed adults.

With that said, we have, and will continue to have unique challenges such as the fact that Costilla County continues to be one of the most impoverished areas in the state. Poverty does have a negative impact on the educational opportunities of children. This continues to be an obstacle here and in other parts of the country. Our free and reduced population at Sierra Grande is large. Families are moving away from the San Luis Valley for opportunities in larger metropolitan areas. Student enrollment is dropping at a steady pace. This has a significant impact on finances, especially this school year as we dropped nearly 30 students in one funding cycle. What is refreshing about our staff and parents is that we are able and willing to accept challenges. Our number one commitment is to PUT CHILDREN FIRST--whatever it takes to be over-comers and achievers.

Just this year the Board of Education, staff, and administration have embarked on an aggressive 3-Year Strategic Plan to close the achievement gap for all students while providing safe and state-of-the-art facilities. The essence of our mission is to prepare graduates with 21<sup>st</sup>-Century work skills so they can go wherever they desire in the world to sustain a viable career of their choice. Our vision is to engage students at a higher level of learning by providing classrooms that are rich in technology that opens access to the current events and opportunities in the world!

District administration has been reorganized to expand leadership that is focused on bringing fresh, educationally-sound, and innovative approaches to education. As the 21<sup>st</sup> Century advances, so has our staff. Professional development has been broadened and embedded into daily practice. The community has been re-engaged in discussions about the purposes and practices of public education in the 21<sup>st</sup> Century as it relates to the San Luis Valley.

Through increased rigor, relevance, and relationships, future Sierra Grande graduates will better compete for scholarships to four-year colleges and trade schools around the country. Our graduates will be destined to eventually secure higher paying and more satisfying jobs.

Look for more information on our new school website which will go public February 1, 2008.



## Our Vision Statement

Sierra Grande School District provides a safe and orderly environment where students, teachers, and administrators gather in a harmonious atmosphere to provide a quality education along with extracurricular activities. Students are challenged to achieve realistic expectations so that upon graduation they are problem solvers. Educational opportunities include an intensive understanding of technology, mastery or reading, writing, mathematics and other basic skills. Students understand, appreciate, and respect the values that diversity brings to our society. The wide variety of challenging courses and experiences enable them to compete globally.

## *“Online by 2009”*



### School Mission Statement

Educate all students in a safe environment so that they can acquire the skills necessary to participate knowledgeably, successfully, and with understanding in the world.

### **Graduation Requirements (26 Credits—Starting with the Class of 2010)**

#### English 4 Credits

English 9  
English 10  
English 11  
English 12  
College English

#### Math 4 Credits

Algebra 1  
Algebra II  
Geometry  
Pre Calc/Trig  
Calculus  
College Math

#### Science 4 Credits

Physical Science  
Biology  
Anatomy / Physiology  
Chemistry (Pre Req. Alg. 1)  
Physics  
Science Fair

#### History 4 Credits

World Civ/ Geography 1  
World Civ/ Geography II  
American History  
American Government  
World History  
Sociology  
Street Law

#### Foreign Lang. 2 Credits

Spanish I  
Spanish II  
Spanish III  
Spanish IV  
Spanish V

#### Fine/Prac. Arts 4 Credits

Art / Band / Adv. Band  
Choir / Computer Apps/ Intro to Business / Accounting I / Accounting II / Business Math / Furniture

#### Technology 1 Credit

Basic Tech / Adv. Tech

#### Electives 2 Credits

Student Aide / Academic Decathlon / Senior Seminar

#### Physical Education 1

**C r e d i t**  
\*PE/Health (student athlete may meet this requirement by completing two sports seasons while in high school, but they may not earn additional credits in this manner)

## High School Co-Curricular College Level Classes

### Trinidad State Junior College – Valley Campus

Certified Nursing Assistant  
Diesel / Automotive  
Machining / Fine Wood Working  
Welding  
Cosmetology

### College Prep Classes offered at Sierra Grande School

Physics / Chemistry  
Calculus  
Pre- Calculus / Trigonometry  
Art III / IV  
Spanish III / IV

### Concurrent Classes at Adams State College

Advanced English



## **Board of Education**


Mr. Pete Devine	President
Mr. Monty Smith	Vice-President
Mr. Ty Ryland	Secretary
Mr. Patrick Ontiveros	Treasurer
Mr. Charles Chavez	BOCES Rep

## **Message From the K -12 Principal**

### **Mr. Darren Edgar**

We are on the move! 2007 – 2008 looks to be a time of change and growth. I am extremely excited to be a part of the Sierra Grande School Community. Our school has a rich heritage of educating a diverse student population. We believe that education is the primary tool for offering a more rich and fulfilled life. It is also our intent to give our students the roots of this tool which are love, nurturing, guidance, support and self-discipline.

At Sierra Grande Schools, our true goal is to provide an educational environment which stimulates the human spirit and maximizes the potential of our customer-- the student. I feel privileged to say I work at Sierra Grande Schools.



This school year marks a changing of the guards, but not a change in our school's mission. As a part of this change, I assure you that our school is committed to fostering those same great traits and characteristics we have been noted for. Besides sustaining our uniqueness, we are adding systems of success to our school. This year, through the use of technology and systems of organization, we are more committed than ever to increase communication within our school community. We also understand the importance of providing our teachers with professional development that is researched based and proven to deepen rigor within instruction. Of course without the effort of our students and parents, the methods and theories we choose mean nothing. Our mission at Sierra Grande schools is directly impacted by the team effort of all members of the school community. We strive daily to ensure the safety, discipline, and academic success of our students. Our commitment to achieving an environment that fosters these goals makes our district second to none.

Respectfully,

Darren Edgar, K – 12 Principal

## **Leadership Team**

Mr. Chris Whetzel	Superintendent
Mr. Darren Edgar	K-12 Principal
Mrs. Vicky Cordova	District Bookkeeper
Ms. Loretta Martinez	K-8 Teacher on Special Assignment
Mrs. Jenifer Huffman	8-12 Teacher on Special Assignment

## **Executive Staff**

Mrs. Dawnia Cooper	District Administrative Assistant
Mrs. DeAnn Arellano	K-12 Administrative Assistant
Ms. Charlotte Valencia	Food Service
Mr. David Archuleta	Operations & Maintenance
Mrs. Virginia Thomas	Transportation

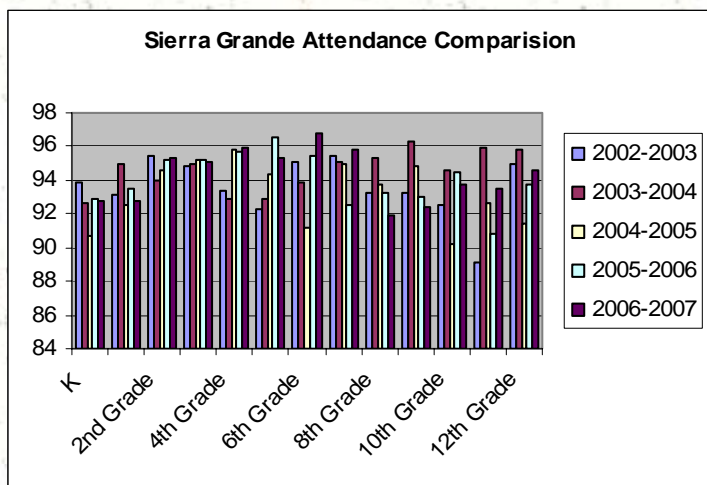


### Accountability Committee Members 2007-2008

Kim Lucero                      Chairperson  
 Jeffery Anderson              Vice-Chairperson  
 Emerald Tamada                Secretary

#### Members:

Clemencia Garcia              Kim Wakasugi  
 Castorina Gilmartin            Rhonda Minchaca  
 Jessica Cepeda                 Jessica Perez  
 Donna Smith                     Anne Gile  
 Dawnia Cooper                 DeAnn Arellano  
 Darren Edgar                    Chris Whetzel  
 Jeannie Miller                 Allen Golden  
 Tabatha Proutt                 Fidel Velasquez



### District Theme

*We Think, We Change, We Lead, We Grow*

## General Information

	2006-07	2005-06	2004-05
<b>Graduation Rate</b>	88.2%	95.2%	96%
<b>Drop Out Rate</b>	N/A	1.9%	2.1%
<b>Class Size Average</b>	23.8	23.1	23.1
<b>(K-12) Suspensions</b>	5	1	1
<b>(K-6) Suspensions</b>	12	17	19
<b>(7-12) Expulsions (K-6)</b>	0	0	0
<b>Expulsions (7-12)</b>	1	0	0
<b>Students not taking CSAP</b>			2
<b>Students Eligible for Free and Reduced Lunches</b>	72.0%	69.6%	77.4%

### Evidence of a Safe, Civil Learning Environment

The District has a Safe School Plan. District policies for conduct and discipline codes are in place in the Elementary, Junior High and High School. Board policies and procedures are current for dealing with disruptive students and the District administers disciplinary action in accordance with policy.

All staff members have been trained in Bullying/Violence Prevention Programs. Threats are evaluated seriously by administration and will not be tolerated. We have Student/Parent Handbook – Code of Conduct handbooks which are handed out to all students at the beginning of each school year, and as new students enroll with the District they are given one.

All entrances to the school are locked with the exception of one entrance, (the main entrance to the school administration office) after the first bell rings for school All guests/parents or community members must sign in at the “Visitor Login Book” and wear a Visitor Badge when in the building. A code to identify violent people in the building and is in place per our Crisis Management Plan and local law enforcement will be notified.



## **District Accredited Schools**

### **Accreditation Categories      Number and Name of School Category**

Accredited                      Sierra Grande High School  
    Sierra Grande Junior High School

Accredited Academic Watch                      None

Accredited Academic Probation                      None

Non-Accredited                      None

		<u>Reading</u>	<u>Math</u>	
Adequate Yearly Progress (AYP)	Sierra Grande High School	Yes	No	Program Improvement Plan - Year 1
	Sierra Grande Junior High School	Yes	Yes	
	Sierra Grande Elementary School	Yes	Yes	



### **Sierra Grande School Terra Nova Achievement**

	<b>Class of 2008</b>	<b>Class of 2009</b>	<b>Class of 2010</b>	<b>Class of 2011</b>	<b>Class of 2012</b>	<b>Class of 2013</b>	<b>Class of 2014</b>	<b>Class of 2015</b>	<b>Class of 2016</b>	<b>Class of 2017</b>
	Current 12 <sup>th</sup> grade	Current 11 <sup>th</sup> grade	Current 10 <sup>th</sup> grade	Current 9 <sup>th</sup> grade	Current 8 <sup>th</sup> grade	Current 7 <sup>th</sup> grade	Current 6 <sup>th</sup> grade	Current 5 <sup>th</sup> grade	Current 4 <sup>th</sup> grade	Current 3 <sup>rd</sup> grade
2006-07 Results	34%	45%	46%	53%	38%	44%	35%	58%	N/A	N/A
	Science	Science	Science	Science	Science	Science	Science	Science	Science	Science
2006-07 Results	40%	40%	45%	53%	28%	51%	35%	60%	N/A	N/A
	Social Studies	Social Studies	Social Studies	Social Studies	Social Studies	Social Studies	Social Studies	Social Studies	Social Studies	Social Studies

*All percentages reflect the local scores Median National Percentile (MDNP)*

**Sierra Grande Elementary School  
3rd Grade Literacy**

Data from the 3<sup>rd</sup> grade Literacy Assessment are reported as follows for the Sierra Grande School

Year	Kindergarten		1 <sup>st</sup> Grade		2 <sup>nd</sup> Grade		3 <sup>rd</sup> Grade	
	# Eval	On ILP	# Eval	On ILP	# Eval	On ILP	# Eval	On ILP
2000	26	0%	23	9%	17	35%	23	30%
2001	17	24%	31	36%	18	28%	19	5%
2002	21	23%	19	46%	33	27%	24	8%
2003	18	50%	21	14%	28	36%	28	32%
2004	25	8%	19	47%	19	78%	26	57%
2005	19	26%	24	38%	19	42%	20	25%
2006	21	38%	19	21%	23	26%	18	17%

34% of students K-6 on ILP's from 2006-2007 were removed from ILP status due to

**Sierra Grande School ACT Results**

Grad Year	Total Tested		English		Mathematics		Reading		Science		Composite	
	Local	State	Local	State	Local	State	Local	State	Local	State	Local	State
2001-2002	14	43,744	15.0	19.3	15.8	19.8	16.5	20.4	17.2	20.2	16.1	20.1
2002-2003	15	46,105	15.0	19.3	14.3	19.7	16.0	20.3	15.1	20.5	15.3	20.1
2003-2004	13	46,183	19.3	19.5	18.5	20.0	22.2	20.6	19.4	20.4	20.0	20.3
2004-2005	20	47,373	15.4	19.3	16.2	20.0	17.9	20.6	18.0	20.2	17.0	20.2
2005-2006	24	47,105	17.0	19.7	16.5	19.9	17.5	20.8	19.0	20.4	17.6	20.3
2007-2008	12	49,146	14.9	19.7	16.3	20.1	15.8	20.8	16.8	20.4	16.0	20.4

**Teacher Quality Data**

NAME	DOE	SERVICE YRS. 2005/06	SERVICE YRS. 2006/07	SERVICE YRS. 2007/08	Highly Qualified	License Type	Yrs in Education
JOSEPHINE AUTOBEE	8/89	17	18	19	Yes		19
CONNIE CHAVEZ	8/84	21	22	23	Yes		23
LESLIE CORONA	8/00	6	7	8	Yes		8
ANGELA ESPINOSA	1/93	13	14	15	Yes		24
PAULA FELLOWS	8/05	1	2				
ANNE GILE	8/00	6	7	8			12
JAVIER GONZALEZ	8/03	3	4	5	Yes		5
JENIFER HUFMAN	11/95	11	12	13	Yes		14
EUGENE JACQUEZ	8/90	16	17	18	Yes		28
BRENDA JIMENEZ	8/98	8	8	10	Yes		14
DENNIS LOPEZ	8/05	1	2				
MATT LUCERO	1/05	2	3	4	Yes		4
KIM MARTINEZ	8/89	17	18	19	Yes		24
LORETTA MARTINEZ	8/01	5	6	7	Yes		12
JEANNIE MILLER	8/97	19	20	21	Yes		22
BRANDON MIZOKAMI	8/99	7	8	9	Yes		9
MANUEL MONTANO	8/02	4	5	6	Yes		6
JACOB NELSON	8/05	1	2	3	Yes		3
CHRIS PARRILL	8/85	21	22	23	Yes		23
GINA PONCE	8/98	8	9	10	Yes		11
ROBERT RAEL	7/97	9	10				
MAX RIVERA	8/99	7	8	9	Yes		9
ROSEANNA SCHEFFER	8/77	29	30				
JERRY SMITH	8/99	7	8				
SHANNON SMITH	8/00	6	7	8	Yes		8
PEGGY STONG	8/78	28	29				
PAM THOMPSON	8/01	5	6				
ANDREW TUKE	12/06		1	2	No		3
FIDEL VELASQUEZ	8/99	7	8	9	Yes		11
PHYLLIS VIGIL	8/03	3	4	5	Yes		7



## Sierra Grande School Performance

2006-2007

### Elementary

#### School

#### Overall Academic Performance

#### Academic Growth of Students

#### **Sierra Grande Elementary**

**Average**

**Improvement**

Centennial Elementary

Low

School made AYP in reading = YES

Boyd Elementary

Average

School made AYP in math = YES

Polston Elementary

No Rating

School has 18 targets, how many were met; 18

Evans Elementary

Average

La Jara Elementary

Average

Sanford Elementary

Average

La Veta Elementary

High

Sangre de Cristo Elementary

Average

## Sierra Grande School Performance

2006-2007

### Junior High

#### School

#### Overall Academic Performance

#### Academic Growth of Students

#### **Sierra Grande Junior High**

**Low**

**Significant Decline**

Centennial Junior High

Low

Sangre de Cristo Junior High

Average

School made AYP in reading = YES

Antonito Junior High

Low

School made AYP in math = YES

Sanford Junior High

High

School has 16 targets, how many were met; 16

La Veta Junior High

High

Centauri Junior High

Average

Gardner Junior High

High

Monte Vista Junior High

Average

## Sierra Grande School Performance

2006-2007

### Senior High

#### School

#### Overall Academic Performance

#### Academic Growth of Students

#### **Sierra Grande Senior High**

**Low**

**Decline**

Centennial Senior High

Low

Sangre de Cristo Senior High

High

Antonito Senior High

Low

Sanford Senior High

Average

La Veta Senior High

High

School made AYP in reading = YES

Centauri Senior High

Average

School made AYP in math = NO

Sargent Senior High

High

School has 5 targets, how many were met; 4

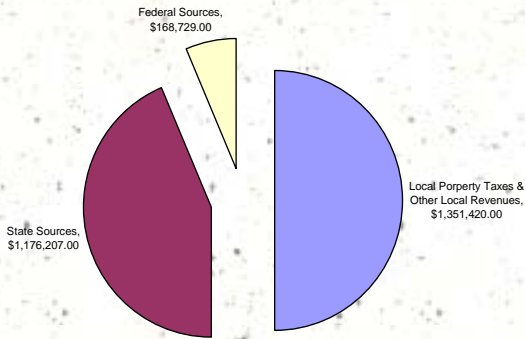
Monte Vista Senior High

Average

Monte Vista Online Academy

Average

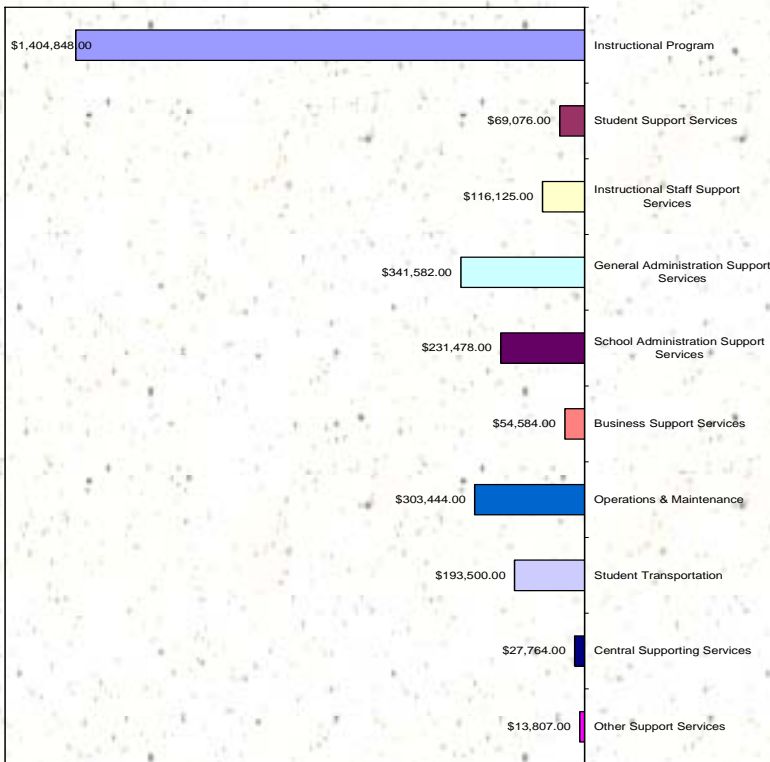
**GENERAL FUND REVENUES 2006/2007**



**Total Revenues = \$2,696,356**



**GENERAL FUND EXPENDITURES 2006/2007**



**Expenditures GRANTS**

<u>Revenue</u>	<u>Amount</u>
<i>State Source</i>	
Gifted & Talented	\$ 9,032
Other	\$ 34,000
<b>Sub Total State Sources</b>	<b>\$ 43,032</b>
<i>Federal Sources</i>	
Title II	\$ 1,543
Other Federal Sources	\$ 157,431
<b>Sub Total Federal Sources</b>	<b>\$158,974</b>
<i>Local Sources</i>	\$ 1,377
<b>Total Grants Revenue</b>	<b>\$203,383</b>

<u>Expenditures</u>	
Instructional Program	\$ 21,797
Student Support Services	\$ 2,512

**Ten Commitments**

1. Put Children First
2. Make parents our partners
3. Be ethical and demonstrate strong personal and organizational character
4. Have the attitude that all children can learn and succeed.
5. Make learning the priority at Sierra Grande School.
6. Settle for nothing less than excellent.
7. Work collaboratively and maintain unity.
8. Be efficient and effective.
9. Strive for 100% customer satisfaction.
10. On a daily basis, think, change, lead and grow" as individuals and organization.



### Sierra Grande School—CSAP Data

Grade	Subject	2007		2006		2005		2004		2003		2002	
		State		State		State		State Av-		State		State	
		SG	Average	SG	Average	SG	Average	SG	erage	SG	Average	SG	Average
3	Reading	80	71	75	70	52	71	66	74	74	74	95	72
3	Writing	40	54	42	52	46	56	32	52	35	57	74	51
3	Math	67	68	84	71	30	68						
4	Reading	65	64	50	68	64	84	44	63	57	63	37	61
4	Writing	41	49	38	50	50	52	24	53	38	52	32	50
4	Math	94	71	60	69	46	66						
5	Reading	46	69	65	70	46	69	82	69	44	66	60	63
5	Writing	32	57	50	59	13	57	45	55	20	53	35	51
5	Math	50	65	85	65	38	63	50	59	28	58	45	55
5	Science	25	42	30	37								
6	Reading	86	70	52	69	72	67	48	67	63	67	42	65
6	Writing	64	60	52	59	50	59	52	56	46	54	25	50
6	Math	75	60	56	57	33	56	26	53	38	50	29	51
7	Reading	24	65	64	64	50	64	58	61	32	61	68	59
7	Writing	20	60	50	56	54	56	42	52	32	53	53	50
7	Math	24	50	29	45	21	46	28	41	28	41	32	39
8	Reading	40	63	54	66	69	64	57	64	75	66	58	65
8	Science	35	52	33	50	35	50	29	51	38	49	25	50
8	Writing	30	51	38	51	31	51	38	49	44	49	33	50
8	Math	15	46	25	45	19	44	29	41	38	38	8	39
9	Reading	57	66	58	66	53	65	53	66	60	65	43	66
9	Writing	33	49	40	52	32	52	58	53	52	50	25	49
9	Math	14	35	21	38	11	33	32	32	20	31	0	31
10	Reading	50	69	53	68	60	66	59	65	48	67	59	64
10	Writing	32	51	16	50	33	50	36	50	43	52	41	50
10	Math	18	30	11	31	13	30	14	27	0	27	6	27
10	Science	36	48	11	47								

### Sierra Grande Professional Development

#### 2007-2008

Differentiated Instruction	5
Technology in Education	6
Go.edu ProStar Training	3
High Schools That Work National Conference	8
Guidance and Advisement in Middle Grades and High School	3
Curriculum Development and Alignment	4
Using Data Driven Instruction	2
Writing in the elementary grades	1
Power of I - getting students to complete work	1
Colorado Council of Teachers of Mathematics	2
Career technical Education Program Renewal	1

#### 2006-2007

Comprehensive School Reform	4
High Schools That Work	7
Pro-Star Student Information	5
Advanced Placement Institute	3
Crisis Management / Homeland Security	1
Reading Literacy Training	4
Reporting Child Abuse / Gang Awareness	1
Disruptive Behavior	1
<b>Total (Days)</b>	<b>26</b>

**Total (Days)**

**36**



**Sierra Grande Schools**

**Improvement Goals**

**2007 -2010**

**District Academic Goals**

With 2007-2008 being the baseline year, Sierra Grande Schools will increase the number of students scoring proficient in grades 3 – 10 on the CSAP math assessment by 3% annually for the next three years.

Sierra Grande Schools will increase the number of students scoring proficient in grades 3 – 10 on the Writing CSAP assessment by 3 % annually for the next three years.

Sierra Grande Schools will increase the number of students achieving grade level status by 10 % annually in one of the core areas of instruction for the period of 2007 – 2010.



**Parent and Community Engagement Goals**

Sierra Grande Schools will organize through assistance of the District Accountability Committee a Parent Teacher Organization outlining specific outcomes for community involvement.

From 2007 – 2010 Sierra Grande Schools will decrease the number of reported incidents of drug, alcohol abuse, bullying and harassment among the student body.

By June of 2008, 100% of the K – 12 teachers will meet the standards outlined by the Colorado technology and competency guidelines for classroom teachers and media specialists.

2008 – 2009 the teacher and computer ratio will = 1 to 1

2008 – 2009 the student to computer ratio will = 3 to 1



For more information about this report

**Sierra Grande School**

17523 Hwy. 160

Blanca, Colorado 81123

(719) 379-3257